

**Blended Learning**  
*updates*

**Guide for Primary families**

## Blended Learning

At the British Council School, we are prepared for **virtual learning** and have a **comprehensive plan** in place to allow for our children to continue to learn while they are away from school.

We honour **our commitment** to deliver a **complete curriculum**, with a wide range of learning opportunities and will be taking advantage of the latest **collaborative learning technology**.



## How it will work

We will operate a blended approach: some work will be completed online, using some of our interactive platforms, while other activities will be offline using text books or other materials

Teachers will track and monitor to see how pupils are engaging with their work and will provide feedback and guidance.



## Daily organization

- Teachers will lead **live** sessions during the day with the class via video link.
- The teachers will also lead a **live chat via posts**, to answer any questions about the day's activities and to feedback to their classes.
- School classes continue. It is an expectation that **all students continue and complete their tasks.**
- **Each Child will have a copy of their individual timetable**

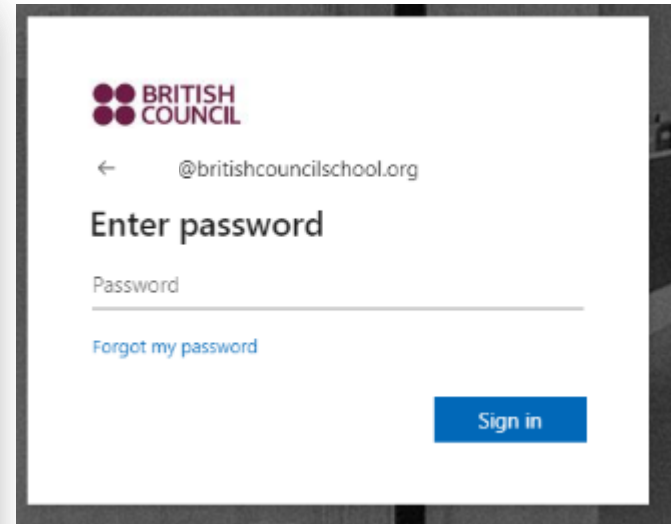
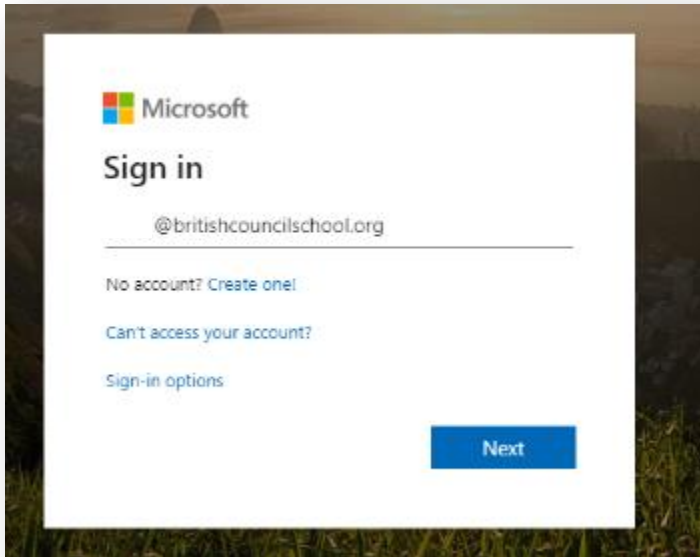
## How to access

- Students will log in to **Microsoft Office Teams** using their **FROG ID** followed by **@britishcouncilschool.org** and their **FROG password**.
- Children will have access to a **Class Notebook** on Microsoft Office Teams, where information about all activities will be stored.
- Individual classes will also have their own space to **submit work** and receive feedback from teachers.

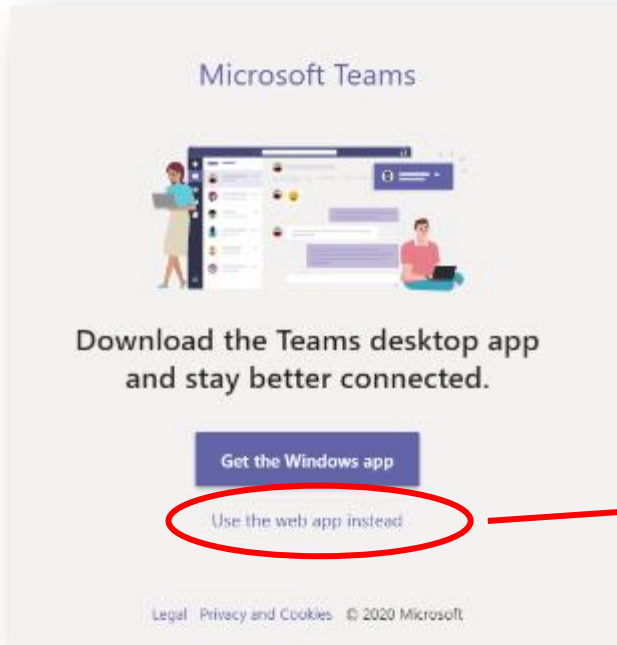
## How to access Teams:

Open your usual web browser and go to [office.com](https://office.com)

User: FROG ID@britishcouncilschool.org and their FROG password.




## You might see this notification:

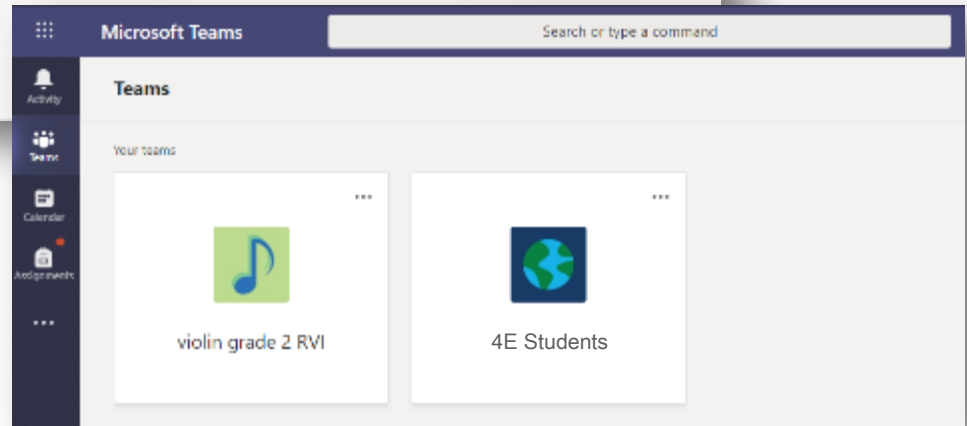


**Select 'Use the web app instead' to open Teams in your internet browser**

**Click on Teams and you will see the groups you belong to**



**Find the class page**



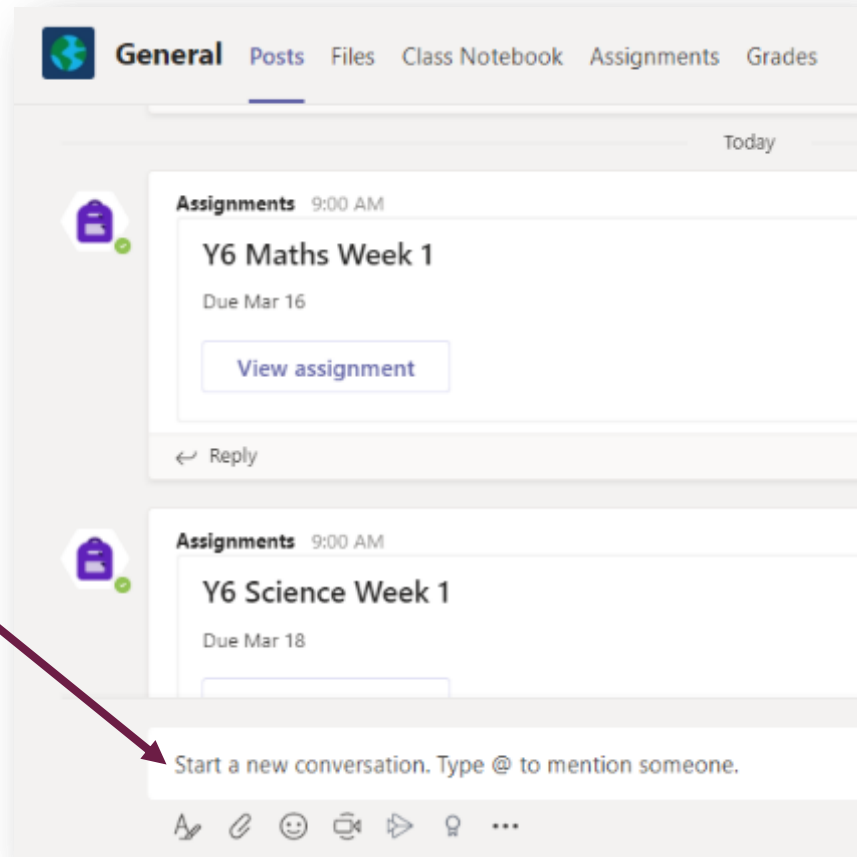


## Where to find Posts:

When you enter the team, you will see the **Posts**. This is a stream which shows every time a teacher or student posts a new activity or comment.

Students can send a comment or question about the work here for the teacher to read.

The teacher will close posts when not supervised .

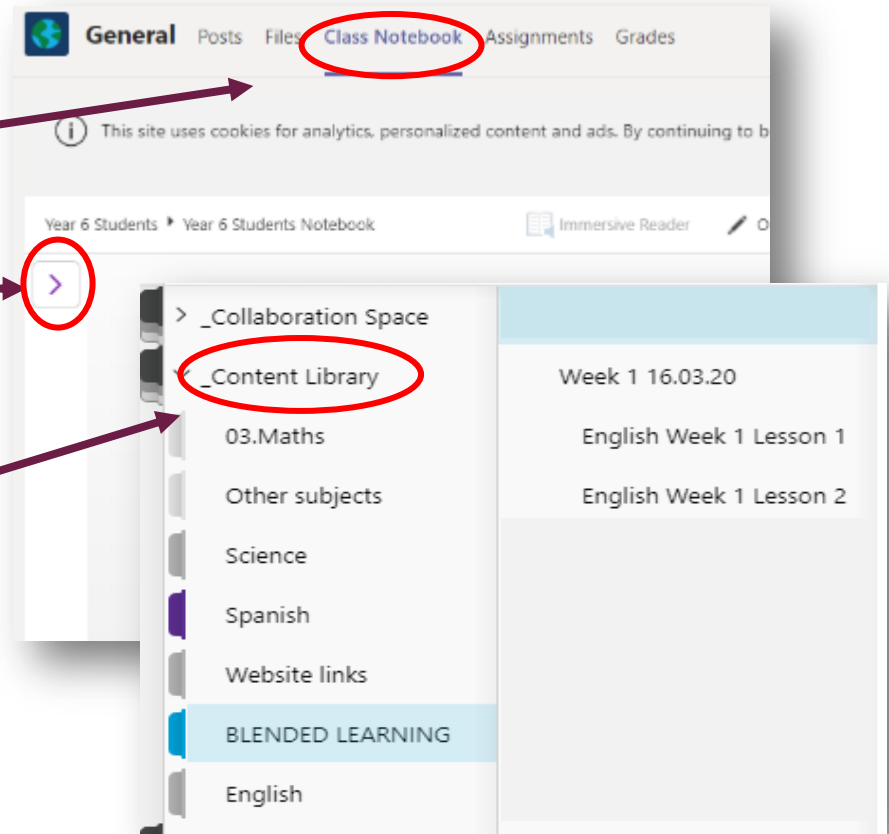


## Where to find Class Notebook:

Click on the **Class Notebook** tab to find the work

Click the arrow on the left to be able to see the **Class Notebook** content.

When the notebook is open, students will need to click on the **Content Library** tab.



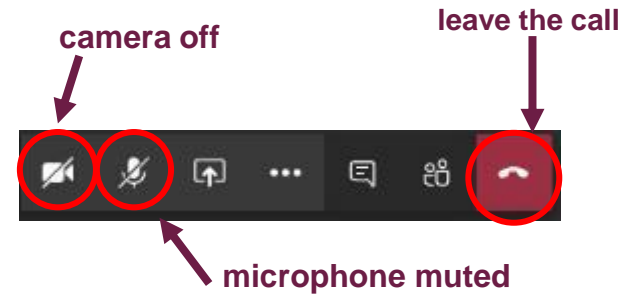
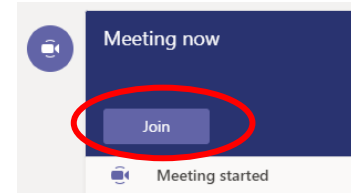
## How to: Join a Meeting (live stream)

Teachers will lead a live lesson

Students click **Join** to enter the meeting.

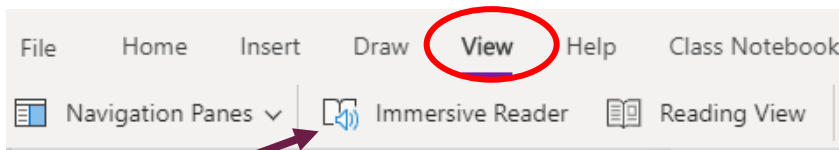
Students must have **their microphone muted** and **camera off** during these sessions, until they are asked to turn on the microphone by the teacher.

At the end of the call, you need to press the red telephone button to leave the meeting.



## How to use: Immersive Reader

In the Class Notebook, you can listen to the text being read out loud.



Click the **View** tab on any page and then click **Immersive Reader**.

Click on the green play button to start listening.



Anywhere you see the **Immersive Reader** icon in Teams, you will be able to click and hear the text.

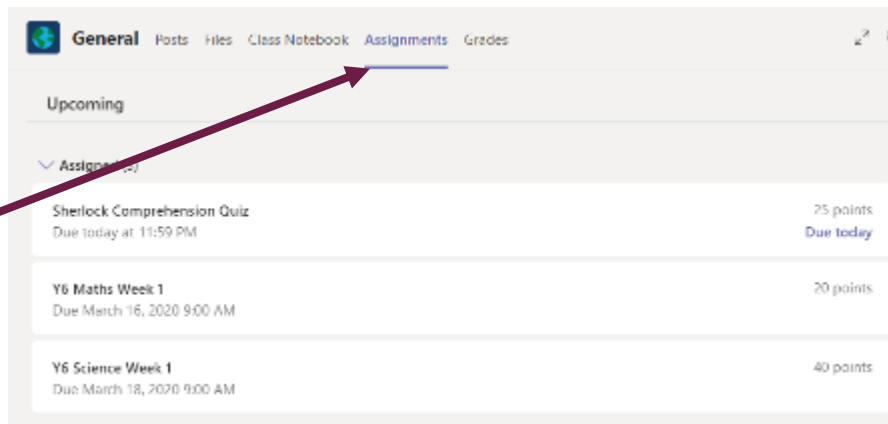
# Assignments

**Assignment**, will appear in the **Posts** stream.

Selecting the **Assignments** tab will show all of the assignments and **due date** (deadline)

Clicking on an assignment will show more detail and any documents you need to open and/or edit.

Click the **Turn In** button when the work is ready to be sent to the teacher.



< Back

## Y6 Science Week 1

Due March 18, 2020 9:00 AM

### Instructions

Read the classroom presentation PowerPoint then complete the identification worksheet on the other PowerPoint. Challenge - create your own classification key using PowerPoint A or B.

### My work

Newly Discovered Species - 7-11 - Classroom Presentation.ppt

+ Add work



- Our expectations for presentation and participation will be as normal
- Students write the date at the start of each day and underline the subject title before each piece of work.
- Students must look after the Remote Learning exercise book and bring it back when they return to school.
- Every child will be registered
- All children must continue to follow the code of conduct in relation to forums and group chats
- Teachers will give regular feedback to the children and parents



### Our Primary Agreement "Be the best you can be"

**We agree to:**

- Always be honest and tell the truth
- Treat others the way you would like to be treated
- Be kind, respectful and helpful to everyone in school
- Look after all property in school
- Listen to adults
- Be a good role model for your family
- Always try your best
- Think before you act
- To speak with a teacher/adult when we have a worry

**We agree not to:**

- Be involved in bullying, either actively or passively
- Be disrespectful to any member of our school community

#### VALUE AWARDS

Reason	Date	Teacher
<input type="checkbox"/> Loyalty <input type="checkbox"/> Flexibility <input type="checkbox"/> Caring <input type="checkbox"/> Resilience <input type="checkbox"/> Challenge		
_____		

# Frequently Asked Questions

## What if my child forgets their log in?

The children have been given a label with their log in details. Check that the email address is typed correctly **@britishcouncilschool.org** and check there are no spaces.

## What time should my child get up ?

Keep to a routine. All students are expected to attend the live session where possible

## What do I do if my child says he/ she doesn't understand?

Teachers will explain tasks. Read the tasks aloud and attempt the activities or leave for later. Ask the teacher any questions about the activities in the **Posts** stream or the student's **individual notebook** in their class Team. Teachers will respond as quickly as possible to answer any questions.

# Frequently Asked Questions

## What if my child misses a LIVE STREAM session?

We recommend the children attend the **LIVE** streams each day. If your child misses one they can complete the offline activities

## How do I know if my child is doing well?

Teachers will give feedback on the work the students are doing. You may book a Parent meeting with your child's Teachers

## How will my child be assessed?

Teachers will be continually monitoring participation and progress with the assigned activities.



# Parent meetings

Parent meetings can be booked through the app.

Requests for meetings with Middle Leader or senior leaders must be requested by email through administration.

**Requests for advice from School Counsellors** must be requested by email through administration.